


2010 Sundance Spas 880 Capri Specifications

Dimensions:	69" x 82" x 30.5" (175.5 cm x 208.5 cm x 77.5 cm)
Seating Capacity:	2-3 Adults
Dry Weight:	670 lbs (304 kg)
Filled Weight:	3,215 lbs (1,458 kg)
Water Capacity (Total Volume):	305 US Gal (1,155 Liters)
Water Capacity (Average Fill):	260 US Gal (984 Liters)
Controls:	880 Series Solid State, LCD User Interface Displays Temperature, Time, Cycles, and Fingertip Jet/Air System Control. Offers Customizing of Preprogrammed Filtration Cycles and Water Temperature Setting
Water Delivery:	1 TheraMax High-Flow Pump and 12-Hour Dynamic Flow Circulation System
Pump 1:	North America (60 Hz): 1-Speed/2.5 HP Continuous, 11.3A Max. Export (50 Hz): 1-Speed/2.0 HP Continuous, 7.0A Max.
Pump 2:	High Output Dynamic Flow, 12-Hour Filter/Circulation Pump (35 gpm), Programmable for Daily Start Time and Duration
Total Hydrojets:	24
Adirondack Lounge Jets (A):	6 Fluidix Reflex, 2 Pulsator, 1 Fluidix Intelli-Jet
Accu-Ssage Therapy Seat Jets (B):	10 Fluidix ST, 2 Fluidix Nex
Contour Seat Jets (C):	1 Vortex, 2 Fluidix Intelli-Jet
Air Blower:	High-Efficiency, 1-Speed
Aromatherapy Delivery:	12 Air Injector Jets with Quiet High Speed Air Pump
Air Controls/Massage Selectors:	3/1
Filter:	MicroClean Ultra Filtration System, 130 ft ² (2 interlocking cartridge filters)
Water Treatment:	Automatic Brominator and 12-Hour Circulation Pump; Ozone Adaptable
Lighting:	AquaTerrace Multi-Colored Sunglow LED Lighting System
Synthetic Cabinet:	Available in Sierra, Coastal, Birchwood, and Mahogany
Shell Colors:	North America: Platinum, Sand, Sahara, Celestite, Oyster, Copper Sand, Twilight, Graphite Export: All North America Colors
Handrails:	1 Integral
ComforTone Headrests:	Three 2-Part/2-Tone Gray, Bolt-on
Heater:	North America (60 Hz): 5.5 kW with Titanium Element Export (50 Hz): 2.7 kW with Titanium Element
Electrical Requirements:	North America (60 Hz): 240 VAC@40A or 50A; Export (50 Hz): 230-240 VAC@20A or 30A; or Suitably Rated Circuit Breaker to Comply with Local Electrical Regulations. Certain Countries May Require Dual Power Inputs; Two GFCI/RCD Breakers are Required for This Configuration.
Limited Warranty*:	North America (60 Hz): 10 Years Shell, 7 Years Shell Surface, 5 Years Plumbing Component Leaks, 5 Years Equipment and Controls, 5 Years Cabinet, 5 Years Jets Export (50 Hz): 10 Years Shell, 7 Years Shell Surface, 2 Years Plumbing Component Leaks, 2 Years Equipment and Controls, 2 Years Cabinet, 2 Years Jets
Waterfall Feature:	Adjustable Flow Rate; Colored back-lighting
Special Features	Factory Installed Audio System not offered on this model
Inground Model:	N/A




The Optional Audio System is Not Offered On This Model

*(See Warranty Document for Specific Details)

Dimensions/Specifications Subject To Change Without Notice


2010 Sundance Spas 880 Capri

Operation/New Features



- A** Air Control - Adjusts Adirondack Lounge Jets (6 Fluidix Reflex, 2 Pulsators, 1 Fluidix Intelli-Jet)
- B** Massage Selector - Adjusts Massage Level Between All Accu-Ssage Therapy Seat Jets and All Contour Seat Jets + Adirondack Lounge Jets
- C** Air Control - Adjusts All Accu-Ssage Therapy Seat Jets (2 Fluidix Nex, 10 Fluidix-ST)
- D** Waterfall Selector [12-Hour Circ. Pump] - Controls Waterfall Output
- E** Air Control - Adjusts All Contour Seat Jets (1 Vortex, 2 Fluidix Intelli-Jet)
- F** Sunscent Dispenser

24 Total Jets



Spa Operation Subject To Change Without Notice

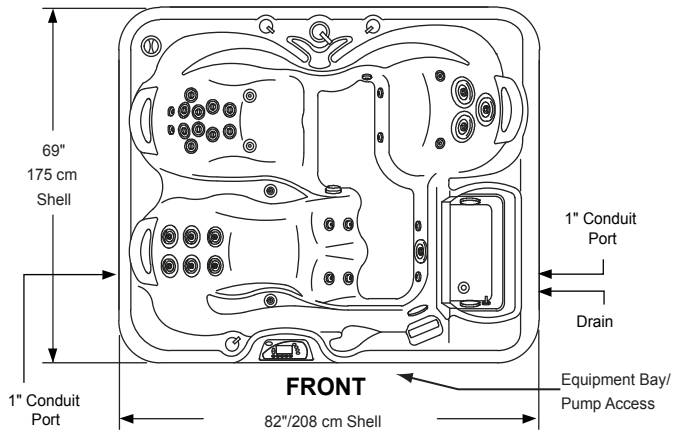
NEW FOR 2010!

Dimensions/Specifications Subject To Change Without Notice

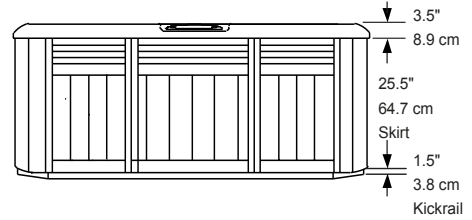
2010 Sundance Spas 880 Capri

Portable Dimensions

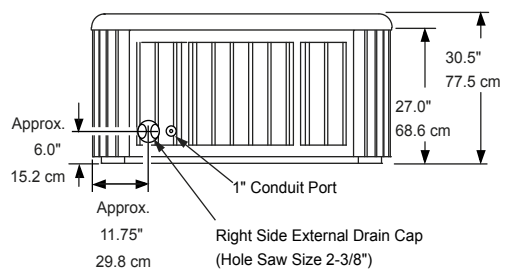
TOP VIEW



FRONT/BACK VIEW



LEFT/RIGHT SIDE VIEW



IMPORTANT! Always measure each hot tub for exact dimensions BEFORE designing its foundational support and/or decking.

